



Label dispensers HS and VS

Made in Germany

Label dispensers - Model overview

Two dispensing directions

Two versions are available so as to ensure that the labels can be removed properly for every use.



HS Horizontal dispensing direction



for label rolls with bottom leading print image

Peel off the label upwards from its bottom edge and stick it to the product.

VS Vertical dispensing direction



for label rolls with top leading print image

Peel off the label forward from its upper edge and stick it to the product from the shortest distance possible. Particularly suitable for larger labels as the adhesive side is already directed to the product.

Two operation panels



Basic version

Label feed

- automatically after removal of the label



With operation panel

Label counter from 0 - 9,999

Label feed

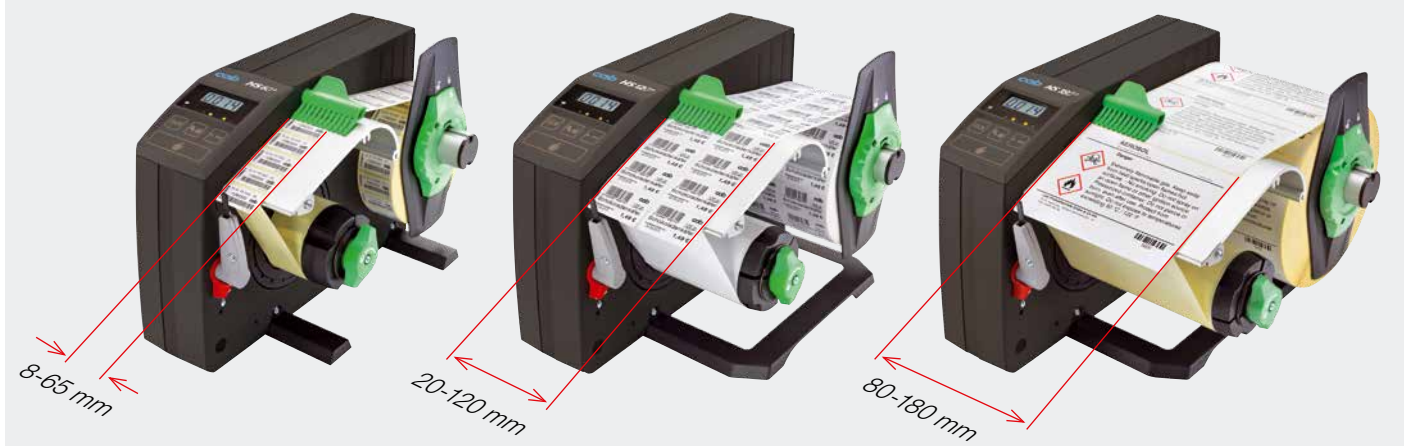
- slow / fast
- after pressing the push button or
- automatically after removal of the label or
- by an external signal on the rear side of device

Three widths of material for HS and VS

1.1 Pictured: HS 60+

1.2 Pictured: HS 120+

1.3 Pictured: HS 180+



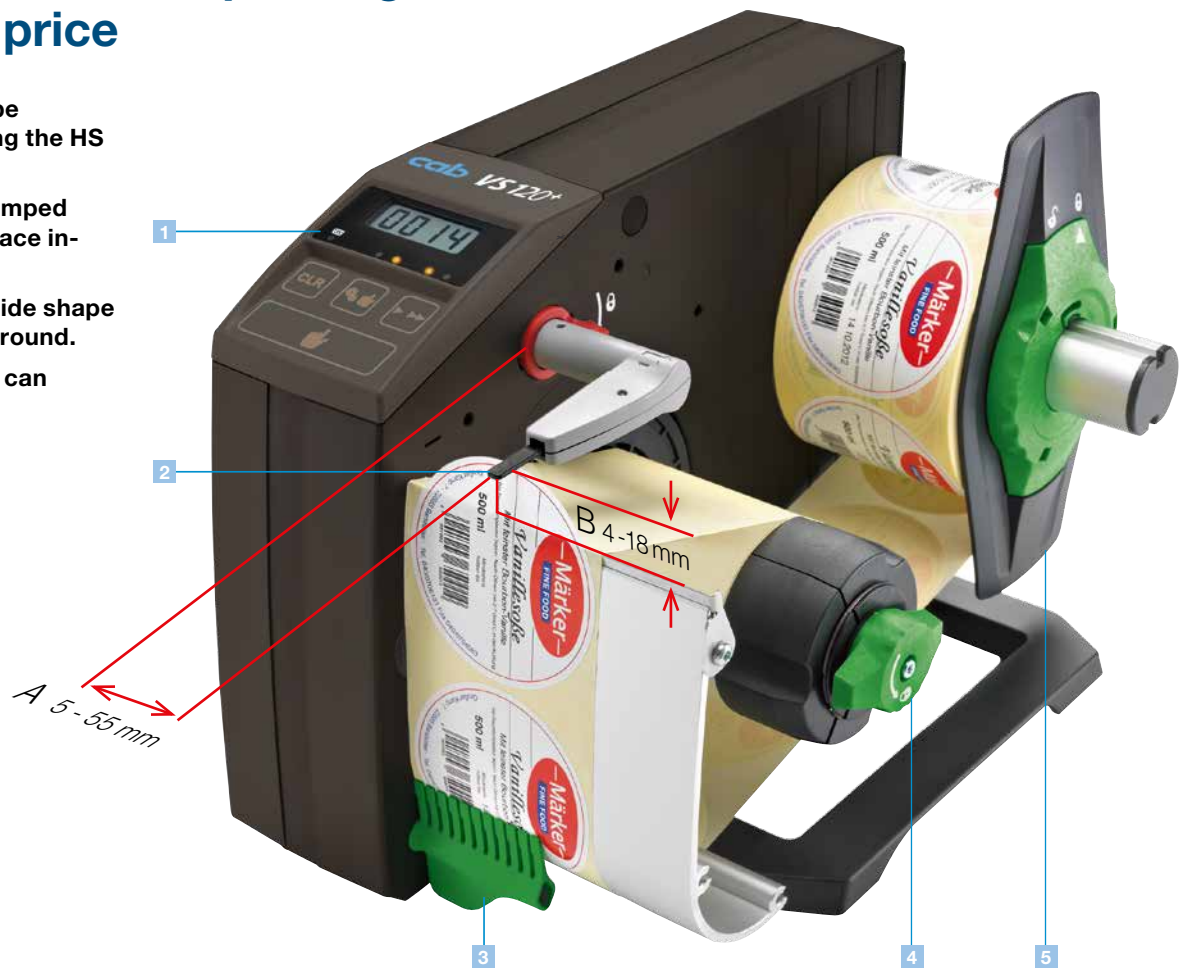
Easy operation and precise label dispensing for a great price

Every label size can be dispensed easily using the HS and VS dispensers.

The labels can be stamped or cut without any space in-between.

You can use any outside shape whether cornered or round.

Transparent material can also be dispensed.



1 Operation panel

Use the operation panel to select various operating modes. This allows setting the feed supply rate to either "slow" or "fast". Labels are fed automatically after removal, by pressing a control key or upon an external signal. A counter indicates how many labels have already been removed.

2 Label sensor

For round labels, the sensor will be set to the label's A apex. You can adjust the pre-dispense height B to between 4 and 18 mm.

3 Label brake

This puts the base material under tension so as to ensure that the labels will be dispensed safely. It can be swivelled away easily when the material is changed.

4 Liner rewinder

Simply insert and clamp the backing tape immediately behind the peel-off edge. It is wound up completely by the strong motor.

5 Roll holder


The label rolls are guided by the stable roll retainer.

Accessories



Battery pack HS/VS 120

To allow mobile labelling at every place where you do not have any socket outlet for power supply. HS and VS allow dispensing more than 5,000 labels using a single battery charge.



Brake for fanfold labels

The brake is used to tightly guide and precisely print fanfold material.

Technical data

Common technical data		HS	VS	with operation panel "+"
Dispensing direction		Horizontal dispensing direction	Vertical dispensing direction	
Label orientation - print image		bottom leading	top leading	
Labels		on rolls, standard or die cut, fan-folded optional		
Materials		paper, textiles, plastics also transparent		
Feed supply rate		up to mm/sec	200	100 / 200
Label roll:	outside diameter	up to mm	200	
	core diameter	mm	38 - 76	
	weight max.	kg	4	
	winding direction		outside or inside	
Rewinder				
Liner	outside diameter	up to mm	155	
Label sensor				
Scanning		leading edge of label		
Distance to leading edge mm		A mm	5 - 55	
Pre-dispense		B mm	4 - 18	
Operation panel				
Device indicator	"ON"	green LED	LED and label counter "ON"	
	Error	red LED	Label counter, flashing	
Selector switch	label feed automatic or on demand	-	■	
Control button	with label feed on demand	-	■	
Selector switch	feed supply rate	-	slow / fast	
LCD display	label counter	-	0 - 9999	
Control button	reset label counter	-	■	
Display	dispensing via external signal	-	■	
Connections				
Peripheral connection for peel-off on demand via external signal		-	■	
Inlet connector for non-heating apparatus		Power supply		
Power switch		On / Off		

Operating data		HS and VS	mobile
Power supply		100 - 240 V ~ 50/60 Hz	16,5 - 25 VDC
Power consumption		operation / stand by	max. 30 W / 5 W
Temperature / humidity:		operation	+ 5 - 40°C / 10 - 85% not condensing
		storage	+ 0 - 60°C / 20 - 80% not condensing
		transport	- 25 - 60°C / 20 - 80% not condensing
Noise level		< 60 dB	
Approvals		CE, FCC Class A, ICES-3, cULus	

Device specific dimensions			HS 60 and VS 60	HS 120 and VS 120	HS 180+ and VS180+
Width of labels	including liner mm	mm	8 - 65	20 - 120	80 - 180
Height of labels	one-wide	mm	5 - 300	8 - 600	20 - 600
	multi-wide	mm	5 - 110	8 - 110	20 - 110
Device dimensions					
Height x depth without material		mm	250 x 360	250 x 360	250 x 360
Width		mm	180	230	300
Weight		kg	3.3	3.6	4.0

All information on scopes of delivery, design and technical specifications correspond to the date of the printing. Subject to change. The data provided in the catalog do not represent any warranty or guarantee. For current data see website www.cab.de/en/hsvs

Delivery program

	Art. no.	Device	Type	Label width incl. liner mm	Dispensing direction		Basic version	with operation panel "+"
					horizontal	vertical		
1.1	5542511	Label dispenser	VS 60	8 - 65		■	■	
	5542501	Label dispenser	VS 60+			■		■
	5542510	Label dispenser	HS 60		■		■	
	5542500	Label dispenser	HS 60+		■			■
1.2	5542095	Label dispenser	VS 120	20 - 120		■	■	
	5542195	Label dispenser	VS 120+			■		■
	5542075	Label dispenser	HS 120		■		■	
	5542175	Label dispenser	HS 120+		■			■
1.3	5542503	Label dispenser	VS 180+	80 - 180		■	-	■
	5542502	Label dispenser	HS 180+		■		-	■
2.1	xxxxxxx.600	Label dispenser	xx 120 mobile	20 - 120	■	■	■	■
	5542630	Battery pack	HS/VS 120				■	■
2.2	5542098	Brake for fanfold labels	60	HS/VS 60	■	■	■	■
	5542099	Brake for fanfold labels	120	HS/VS 120	■	■	■	■
	5542069	Brake for fanfold labels	180	HS/VS 180	■	■	■	■

cab product overview

Label printers
MACH1, MACH2



Label printers
EOS 2



Label printers
EOS 5



Label printers
MACH 4S



Label printers
SQUIX 2



Label printers
SQUIX 4



Label printers
SQUIX 6.3



Label printer
A8+



Label printer
XD4T double-sided




Label printers
XC two-colored



Print and apply systems
HERMES Q



Print and apply systems
Hermes C two-colored



Tube labeling systems
AXON



Print modules
PX Q



Labels and ribbons



Label software
cablabel S3



Label dispensers
HS, VS



Labeling heads
IXOR



Marking lasers
XENO 4



Laser marking systems

